

The Unit Eagle Mentor



The Unit Eagle Mentor Coach is assigned by the Unit to mentor the Life Scout, guide the Scout in advancement to the Eagle Rank, and assist in developing and carrying out the Eagle Scout Service Project.



The Mission and Objectives of SCOUTING AMERICA

Mission of the BSA

“....prepare young people to make ethical and moral choices over their lifetimes by instilling in them the values of the Scout Oath and Scout Law.”

Objectives

- ✦ *Character Development*
- ✦ *Citizenship Training*
- ✦ *Leadership*
- ✦ *Mental and Physical Fitness*



The Scout Oath and Law

The Scout Oath

On my honor, I will do my best to do my duty to God and my country and to obey the Scout Law;

To help other people at all times;

To keep myself physically strong, mentally awake, and morally straight.


The Scout Law

A Scout is trustworthy, loyal, **helpful**, friendly, courteous, kind, obedient, cheerful, thrifty, brave, clean, and reverent.



The Methods of Scouting

- ♣ Ideals
- ♣ Patrol method
- ♣ **Advancement**
- ♣ Association with adults
- ♣ Outdoors
- ♣ Leadership development
- ♣ Uniform
- ♣ Personal growth



Qualifications of Eagle Mentors

- ❖ A Mentor must be a registered member of the BSA
 - In any Scouting position
 - Current in Youth Protection training
 - Approved and designated by the Unit Leader
- ❖ A Mentor must also have a thorough understanding of the official BSA resources, and especially these sections in the ***2025 Guide to Advancement***.

Section 2 “Advancement Defined”

Section 4 “Mechanics of Advancement”

Section 8 “Boards of Review”

Section 9 “The Eagle Scout Rank”



Bringing Scouts and Eagle Mentors Together

- ❖ An Eagle Mentor should be designated for *every* Scout who reaches the Life Rank.
- ❖ A Scout may request a specific registered Scouter as an Eagle Mentor, subject to the unit leader's approval.
- ❖ The Scout may choose not to accept the assistance of the Eagle Mentor, but should be counseled on the value a mentor adds.
- ❖ Neither the Unit Advancement Chair, Scoutmaster or the Scout's parent should be the Eagle Mentor.



Unit Eagle Mentor

Term of Service and Association

- ❖ Term of Service: From Life Scout Board of Review to completion of Eagle Rank requirements, including service project proposal development through completion of the project report.
- ❖ The role of the designated Unit Eagle Mentor is intended to be a close, frequent association.



The Role of the Unit Eagle Mentor

An Eagle Mentor's advice is a key to the Scout's success.

- ♣ Serves as a consultant and coach.
- ♣ Is a resource, encouraging the candidate to fully plan the project, secure resources, and to make wise decisions.
- ♣ Uses positive adult association, logic, and common sense to help the candidate to reach a successful outcome.



Guidelines for Unit Eagle Mentors

- ♣ Adheres to the Eagle Scout Service Project process as described in *Guide to Advancement*, Section 9.0.2.9.
- ♣ Adheres to the Council Eagle Rank Advancement Processes
- ♣ Strives to make his or her involvement a positive experience.
- ♣ Encourages the Scout to make the kinds of decisions that will lead to successful outcomes.



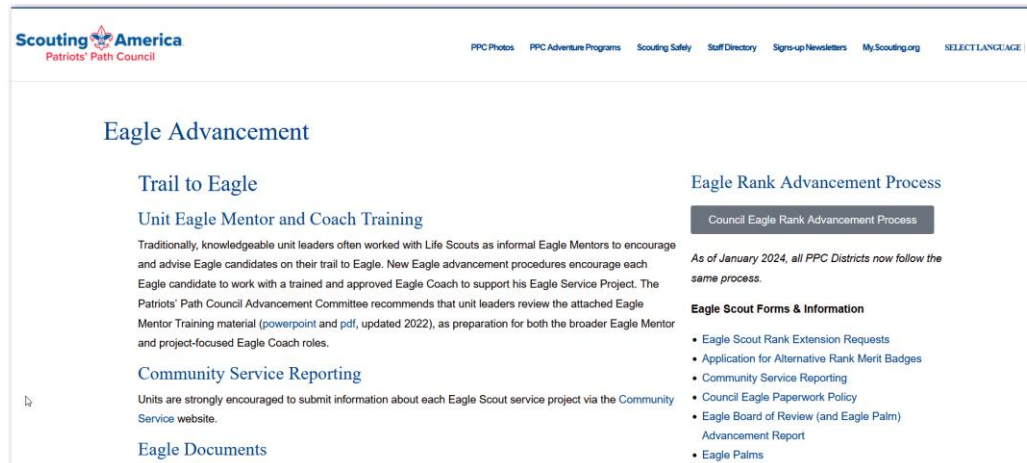
The Role of the Unit Eagle Coach Differs from the District Representative

	Unit Eagle Mentor	District Representative/Advisor
Term:	Entire Life to Eagle process	From proposal approval through Board of Review
Focus:	Successful achievement of the Eagle Scout rank	Successful fulfillment of requirement 5 and BOR
Appointment	By the unit leader	By the district
Relationship:	Longer-term	Shorter-term
Approach:	Coaching and mentoring in general	Consults on the project. Gives district project approval. Chairs Eagle Board of Review.



Council Eagle Rank Advancement Procedures

- ♣ Scout must acquire district approval of the project proposal
- ♣ Scout must acquire Fundraising approval if required
- ♣ Scout and Unit must schedule the Eagle Board of Review with the District Representative/Advisor
- ♣ Scout and Unit must follow all district and council procedures



The screenshot displays the Scouting America website for the Patriots' Path Council. The main heading is "Eagle Advancement". Underneath, there are several sections: "Trail to Eagle" with a sub-section "Unit Eagle Mentor and Coach Training" which includes a paragraph about traditional and new advancement procedures; "Community Service Reporting" with a note about submitting information; "Eagle Documents"; "Eagle Rank Advancement Process" with a sub-section "Council Eagle Rank Advancement Process" and a note about the January 2024 process change; and "Eagle Scout Forms & Information" with a list of links including "Eagle Scout Rank Extension Requests", "Application for Alternative Rank Merit Badges", "Community Service Reporting", "Council Eagle Paperwork Policy", "Eagle Board of Review (and Eagle Palm) Advancement Report", and "Eagle Palms".



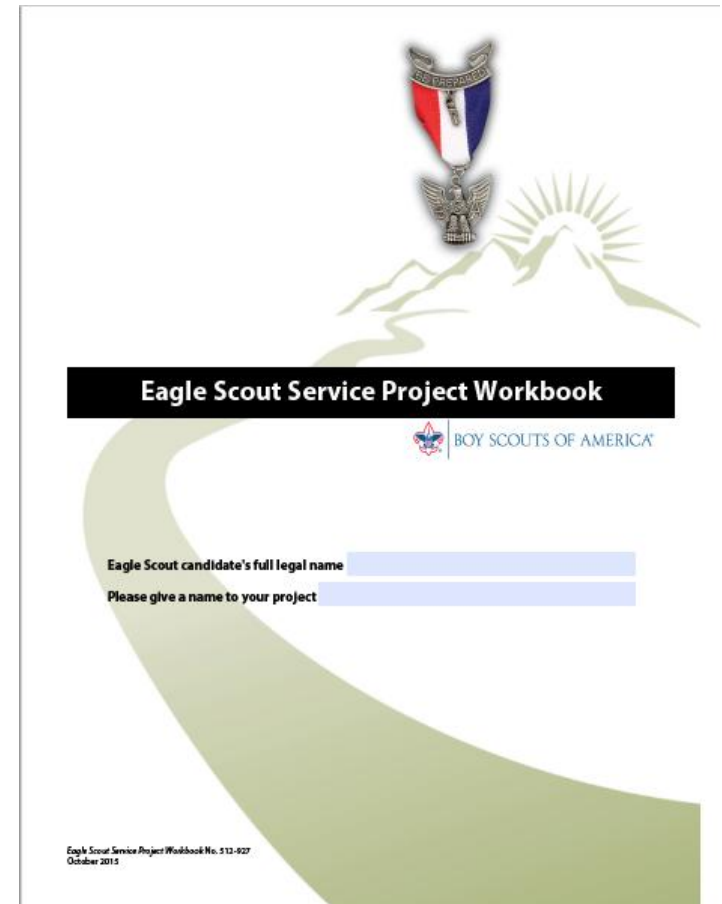
Roles and Responsibilities in the Eagle Advancement Process

- ♣ The Scout meets all of the rank requirements
- ♣ The Unit Eagle Mentor coaches the Scout
- ♣ The Unit Leader ensures that requirements are met
- ♣ The Unit Committee Chair/designee ensures unit support
- ♣ The Unit Advancement Coordinator verifies records
- ♣ The District Advancement Chair assigns the District Rep
- ♣ The District Representative approves the project proposal and often chairs the Eagle Board of Review



The Service Project Process

- ♣ Proposal and Approval
- ♣ Fundraising Application
- ♣ Final Plan
- ♣ Execution
- ♣ Report
- ♣ Board of Review



Preparing a Service Project Proposal

- ♣ The Scout must use the **current edition** of the workbook.
- ♣ Encourage the Scout to read the **entire** workbook before starting.
- ♣ Refer the Scout to the BSA publication “Navigating the Eagle Scout Service Project: Information for Project Beneficiaries,” contained in the Eagle Scout Service Project Workbook and available at <https://filestore.scouting.org/filestore/pdf/510-025.pdf>
- ♣ Encourage the Scout to contact you when he or she has questions or needs advice. The Scout must copy an adult, preferably his parent, on all emails/texts to you. Copy his parent on all emails or texts to him, following YPT guidelines.



Preparing a Service Project Proposal

The Eagle Mentor should see that the project proposal meets these five tests:

1. The project provides sufficient opportunity to meet the requirements, particularly in demonstrating leadership.
2. The project appears to be feasible.
3. Safety issues will be addressed.
4. Action steps for further detailed planning are included.
5. The Scout is on the right track with a reasonable chance for a positive experience.

Remember – this is a proposal, not a final plan!



Preparing a Service Project Proposal

Contact Page (Proposal page B)

Who is Who?

Eagle Scout Candidate

Unit Leader

Unit Committee Chair

Unit Advancement Chair

Project Beneficiary

Project Beneficiary Representative

Your Council Service Center

Council/District Project Approval Rep

Project Coach (**this is YOU!**)

Proposal Data Pages (pages C-G)

- Do not try to embed graphics in Proposal document.
- Separate pages should be attached and submitted with “before” photos, maps, charts, and other graphics.
- Signatures required on page H. Including the Eagle candidate!



Preparing a Service Project Proposal

Candidate's Promise



On my honor as a Scout, I have read this entire workbook, including the "Message to Scouts and Parents or Guardians" on page 4. I promise to be the leader of this project, and to do my best to carry it out for the maximum benefit to the religious institution, school, or community I have chosen as beneficiary.

(Signed before approvals below are granted)



Preparing a Service Project Proposal

Unit Leader Signature Statement



I have reviewed this proposal and discussed it with the candidate. I believe it provides impact worthy of an Eagle Scout service project, and will involve planning, development, and leadership.

I am comfortable the Scout understands what to do, and how to lead the effort. I will see that the project is monitored, and that adults or others present will not overshadow him.

Unit Committee Signature Statement



This Eagle Scout candidate is a Life Scout, and registered in our unit. I have reviewed this proposal, I am comfortable the project is feasible, and I will do everything I can to see that our unit measures up to the level of support we have agreed to provide (if any).

I certify that I have been authorized by our unit committee to provide its approval for this proposal.



Service Project Fundraising

- ♣ Projects cannot be primarily fundraisers.
- ♣ Fundraising is permitted only to facilitate a project.
- ♣ Contributions from the candidate, parents, relatives, unit, chartered organization, or beneficiary do not require a fundraising application.
- ♣ All other fundraising must be approved by the unit, district or council.
- ♣ Additional information is in the Project Workbook and at <https://ppcbosa.org/committees/advancement/eagle/>



Service Project Fundraising Application

- ♣ Fundraising Applications, if needed, should be submitted to the District Advancement Chair with the project proposal.
- ♣ Unit Leader and Project Beneficiary approve all Fundraising Applications.
- ♣ Unit Committee or Committee Chair approve amounts up to \$2,500.00 **and provide the third signature.**
- ♣ District Advancement Chair approves amounts between \$2,500.00 and \$10,000.00
- ♣ Amounts over \$10,000.00 must be approved by the Council Finance Committee.
- ♣ Note that no Scout leader at any level has the authority to *require* fundraising for an Eagle project.
- ♣ These are Patriots' Path Council limits. Other councils may have different approval criteria.



Meeting with the District Representative

Project Orientation

Before work begins on the final plan, the District Representative will meet with the Scout and discuss:

- ♣ How the project proposal approval process went.
- ♣ The information requested in the *Eagle Scout Service Project Workbook* final plan section.
- ♣ How the Scout intends to plan the project, and then offer advice accordingly.
- ♣ Any issues, that if ignored, could stop work or create health, safety, or environmental issues.

The Scout's parent should attend this meeting. If the Scout so desires the Eagle Mentor may attend as well.



Discussions with the District Representative

Detailed Planning and Future Communication

The District Representative will:

- ❖ Encourage the Scout to start work on detailed plans and to develop a completion schedule.
- ❖ Emphasize how important it is for the beneficiary to approve what will be done.
- ❖ Discuss beneficiary-obtained building or environmental permits and the timing involved.
- ❖ Discuss any special skills required to execute the requirement.



Project Plan Elements

- ♣ Proposal review comments
- ♣ Project description & changes
- ♣ Present conditions
- ♣ Project phases
- ♣ Work processes
- ♣ Attachments
- ♣ Permits & permissions
- ♣ Materials, supplies, tools, & other needs
- ♣ Expenses & revenue
- ♣ Giving leadership
- ♣ Logistics
- ♣ Safety
- ♣ Contingency plans
- ♣ Mentor/Coach comments



Reviewing the Project Plan

- ❖ Emphasize the importance of sharing the final plan with you before the project is scheduled and work begun.
- ❖ With the Scout, review the plan's strengths, weaknesses, and risks. Suggest improvements where necessary.
- ❖ Discuss leadership challenges that may be faced.
- ❖ The Unit Eagle Mentor may meet with the Scout, the Scout's parents, unit leader, or beneficiary to discuss concerns.
- ❖ It is the Scout's responsibility to implement the plan.
- ❖ Final design issues are ultimately between the Scout and the beneficiary.



The Project Report

- ❖ Emphasize completion of the project report because of its importance in board of review approval.
- ❖ Review what is requested in the report to ensure it is fully understood.
- ❖ Suggest the Scout submit the draft report to you for further review and guidance.
- ❖ Bear in mind Unit Leader and Project Beneficiary must sign this report to indicate project is complete.



The Eagle Scout Service Project Report

- ♣ Project Description
- ♣ Observations
- ♣ Changes
- ♣ Leadership
- ♣ Materials, Supplies,
Tools
- ♣ Entering Project Data
- ♣ Funding
- ♣ Photos & Documentation
(submit as attachments)
- ♣ Candidate's Promise
- ♣ Completion Approvals



Achieving Success

*“...Plan, develop, and give leadership ...
in a service project helpful...”*

We know we have achieved success when we have met the aims of Scouting.

- ♣ Planning and development are intellectual exercises relating primarily to mental fitness.
- ♣ Leadership relates primarily to character development.
- ♣ Helpfulness relates to Scouting’s citizenship aim.



Achieving Success

The BSA requires a *helpful* project.

- ♣ The quality of the write-ups and having everything signed are important, but they are supportive to the effort.
- ♣ Did the project meet requirement 5?
 - Was there planning and development?
 - Was there leadership of others?
 - Was the project helpful?



Eagle Advancement Documents

EAGLE CANDIDATE TO PROVIDE TO COUNCIL:

(Patriots' Path Council provides a handy downloadable checklist)

- Eagle Rank Application (all signatures up thru Committee Chair)
- Life Ambition Statement
- Complete Service Project Workbook (all parts with signatures)
- Individual Advancement Report



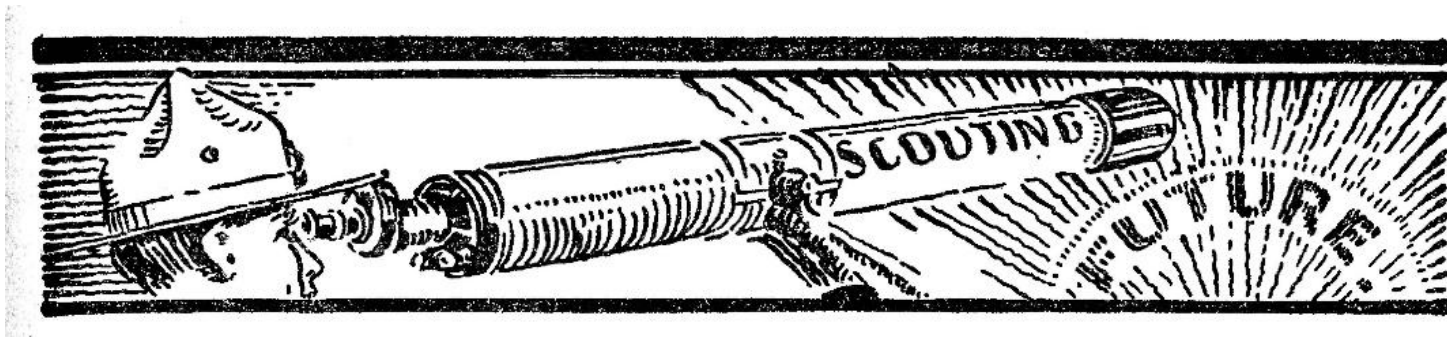
Review

- ♣ What is the role of the Eagle Mentor?
- ♣ How does the Eagle Mentor meet his or her responsibilities?
- ♣ What benefits will a Scout receive when choosing to work with an Eagle Mentor?



Closing Thoughts

- ❖ Advancement is based on experiential learning: to educate or to otherwise expand horizons.
- ❖ Personal growth is the primary goal: learning to apply new skills and gaining the confidence to do so.



**Congratulations. You have successfully completed
Patriots' Path Council Unit Eagle Mentor Training**

Thank you for your continued support of our Scouts!

Your comments are welcome.

Please send them to us at

brucetbenson@att.net

Or

danieljdoherty@hotmail.com

